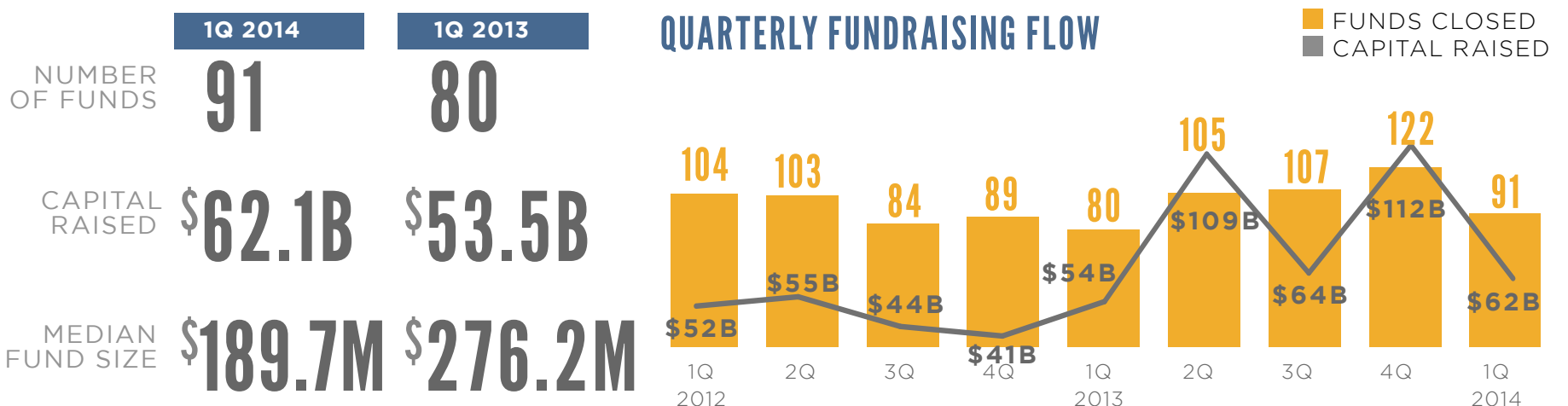


A GLOBAL LOOK AT PE ACTIVITY IN 1Q 2014

PRIVATE EQUITY FUNDRAISING

USING DATA SOURCED FROM THE PITCHBOOK PLATFORM

SUB-\$100M FUNDS MAKE UP LARGEST PERCENTAGE OF FUNDRAISING EVER (38%)



11 FIRST TIME PE FUNDS CLOSED IN 1Q 2014

17.5 AVERAGE MONTHS TO CLOSE TIME

84% OF FUNDS MET FUNDRAISING TARGET



TOP FUND CLOSINGS 1Q 2014

CLAYTON, DUBILIER & RICE FUND IX BUYOUT
\$6.25B

GTCR FUND XI BUYOUT
\$3.85B

AFFINITY ASIA PACIFIC FUND IV BUYOUT
\$3.8B (4.78B SGD)

CDH FUND V BUYOUT
\$2.55B (15.71B CN¥)

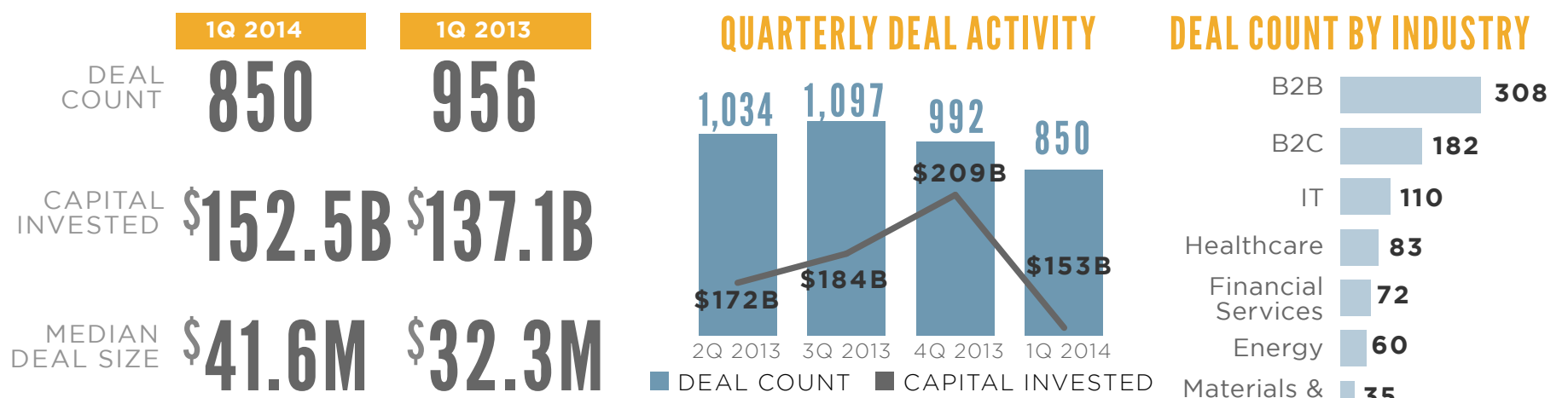


A GLOBAL LOOK AT PE ACTIVITY IN 1Q 2014

PRIVATE EQUITY DEALS

USING DATA SOURCED FROM THE PITCHBOOK PLATFORM

GLOBAL DEAL FLOW DOWN IN 1Q 2014



589 PRIVATE EQUITY INVESTORS WITH DEALS IN 1Q 2014

\$161M MEDIAN PLATFORM BUYOUT DEAL SIZE



TOP PE INVESTORS IN 1Q 2014

ABRY PARTNERS
10 deals

GTCR GOLDR RAUNER
10 deals

KOHLBERG KRAVIS ROBERTS
9 deals

LARGEST DEALS OF 1Q 2014

SEDGWICK CLAIMS MANAGEMENT SERVICES
BUYOUT/LBO
\$2.4B

PATHEON
BUYOUT/LBO
\$2.1B

UNITED GROUP
BUYOUT/LBO
\$1.4B (€1B)

BLUELINE RENTAL
BUYOUT/LBO
\$1.1B

FOURPOINT ENERGY
PE GROWTH/EXPANSION
\$1B

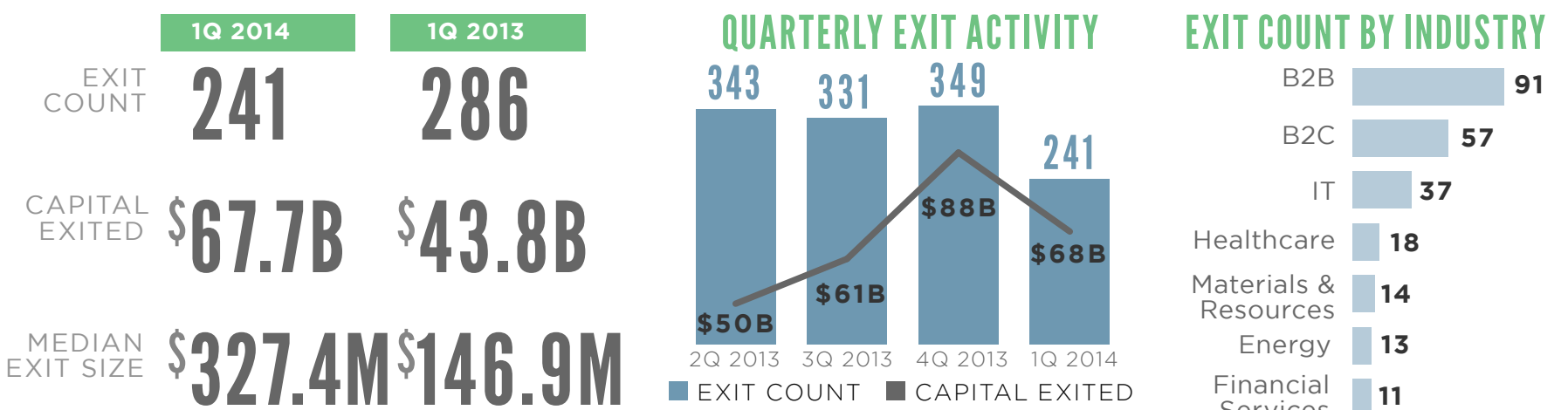


A GLOBAL LOOK AT PE ACTIVITY IN 1Q 2014

PRIVATE EQUITY EXITS

USING DATA SOURCED FROM THE PITCHBOOK PLATFORM

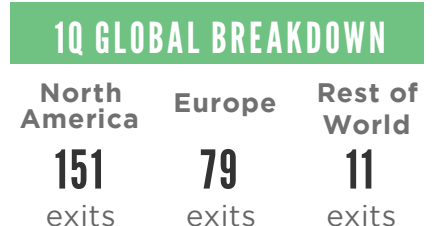
MEDIAN EXIT SIZE IN 1Q 2014 MORE THAN DOUBLE LAST YEAR'S MEDIAN EXIT SIZE



\$45B US CAPITAL EXITED IN 1Q 2014

22 IPOs IN 1Q 2014

354 INVESTORS WITH EXITS IN 1Q



TOP PE EXITERS IN 1Q 2014

THE RIVERSIDE COMPANY
4 exits

TPG CAPITAL
4 exits

LARGEST PE EXIT IN 1Q 2014

GROHE
MERGER/ACQUISITION
\$3.7B (€2.67B)